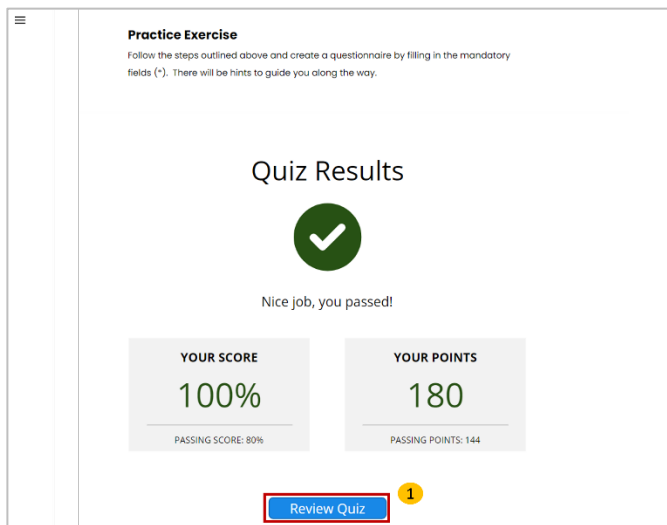


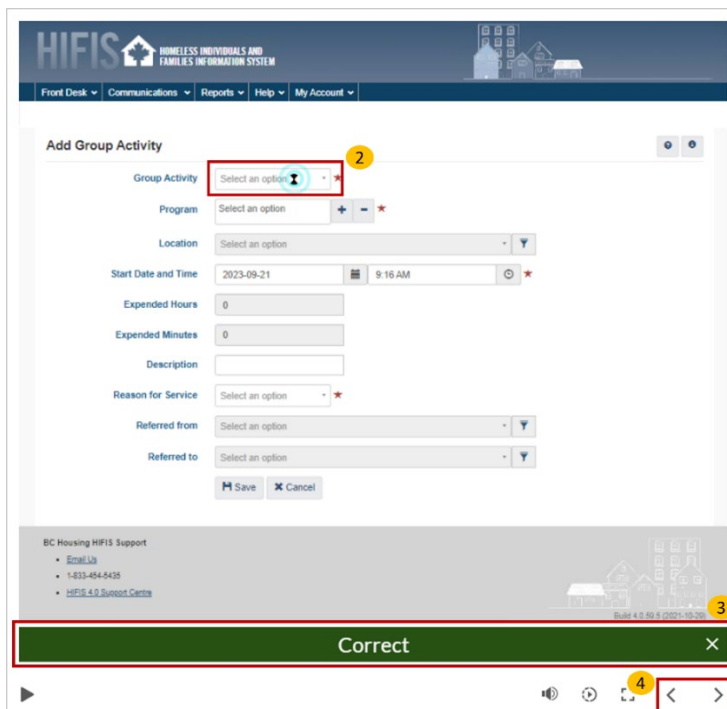
HOW TO REVIEW A PRACTICE EXERCISE IN THE BC HOUSING LEARNING PORTAL

Scope: Overview of how to use the Review Quiz function after completing a practice exercise in the BC Housing Learning Portal Modules.

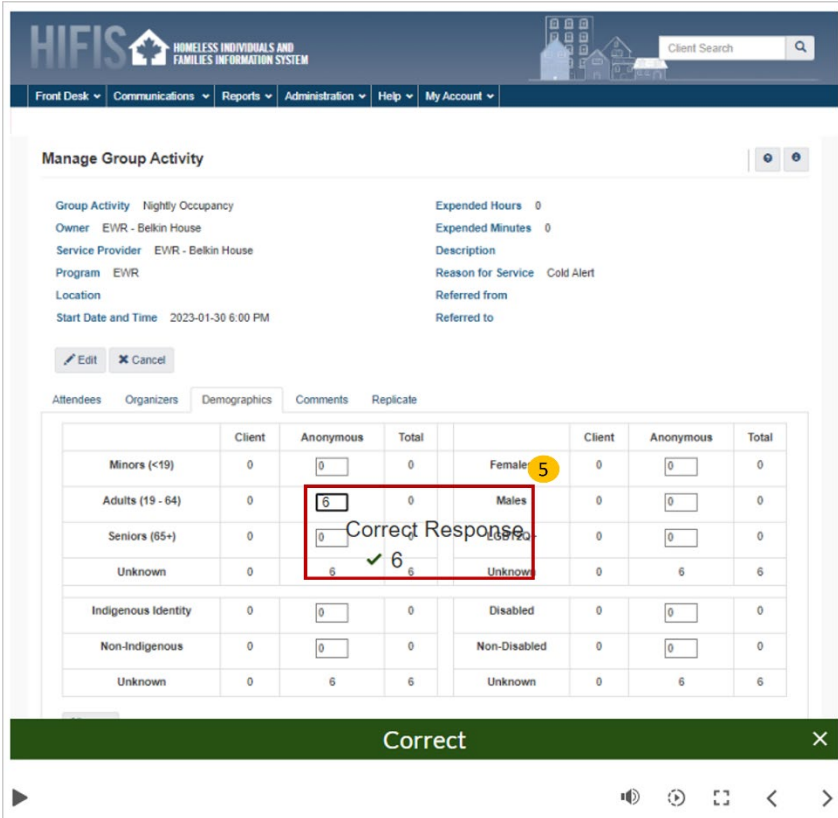
REVIEW A PRACTICE EXERCISE



1. Upon completion of a practice exercise, the **Quiz Results** Screen will appear. If you would like to review the answers, click the **Review Quiz** button.



2. The spinning hourglass represents the part of the screen that should have been clicked.
3. The bar on the lower part of the screen indicates if you were correct or incorrect.
4. Use the arrows at the bottom of the screen to navigate though the practice exercise.



The screenshot shows the HIFIS 'Manage Group Activity' page. It includes a header with navigation menus and a search bar. Below the header, there are fields for Group Activity, Owner, Service Provider, Program, Location, and Start Date and Time. A 'Demographics' tab is selected, displaying a table with columns for Client, Anonymous, Total, and various demographic categories. A red box highlights the 'Males' row, with a callout that says 'Correct Response' and shows the number '6' entered in the 'Anonymous' column. A yellow circle with the number '5' is next to the 'Female' row. A green banner at the bottom of the interface says 'Correct'.

	Client	Anonymous	Total		Client	Anonymous	Total
Minors (<19)	0	<input type="text" value="0"/>	0	Female	0	<input type="text" value="0"/>	0
Adults (19 - 64)	0	<input type="text" value="6"/>	0	Males	0	<input type="text" value="0"/>	0
Seniors (65+)	0	<input type="text" value="0"/>	0	Unknown	0	<input type="text" value="0"/>	0
Unknown	0	<input type="text" value="6"/>	6	Unknown	0	<input type="text" value="6"/>	6
Indigenous Identity	0	<input type="text" value="0"/>	0	Disabled	0	<input type="text" value="0"/>	0
Non-Indigenous	0	<input type="text" value="0"/>	0	Non-Disabled	0	<input type="text" value="0"/>	0
Unknown	0	<input type="text" value="6"/>	6	Unknown	0	<input type="text" value="6"/>	6

5. In the case of a text answer, acceptable answers will be written on the lower right-hand side of the text box.